

## **Porsche 997.2 Carrera Sport Headers**

SKU: FS.POR.9972.SHDR



### **Required Tools**

*Hydraulic Lift or Floor Jack & Stands  
Metric Socket Set w/ Ratchet & Extensions  
Metric Open-End Wrench Set  
Inverted Torx Bits & Driver  
Small Flashlight (Optional)  
Rubber Mallet (Optional)  
Flat-Head Pry Bar (Optional)*

### **CAUTION**

- *Always allow car to cool before performing any installation(s) or service(s) on it.*
- *Always be sure to work on an even and level surface when raising vehicle(s) with a jack, and support all raised vehicles with locked jack stands once elevated.*
- *Fabspeed Motorsport recommends that all installations be supervised or verified by a trained professional technician.*
- *Fabspeed Motorsport is not responsible for any personal injury or damage(s) sustained to a vehicle during installation of aftermarket performance parts.*

1. Lift car and remove rear wheels.



2. Using a 22mm wrench, remove the front O2 sensor.




3. Using a 13mm socket, remove the (3) flange nuts from the studs.





- Using a pry bar, free the muffler bracket from the studs.



- Using an E-12 inverted Torx (or a 10mm socket), loosen and remove the (9) bolts securing the header flange to the block. *(NOTE: Loosen by hand before attempting to use any electric or pneumatic tools.)*



- Support the header and use a 22mm wrench to the remove the remaining O2 sensor.




7. Remove the factory header from the vehicle.



8. Hang Fabspeed header and re-thread the rear O2 sensor and tighten with a 22mm wrench.



9. Thread the front O2 sensor and tighten with 22mm wrench.



10. Re-thread the (9) flange bolts into the block. *(NOTE: Do not tighten yet.)*



11. Re-position muffler bracket and insert/thread supplied 13mm hardware.



12. Tighten the (9) flange bolts using an E-12 inverted Torx (or 10mm socket). *Use hand tools only!*



13. Tighten the 13mm nuts and bolts.



14. Repeat steps 2 through 13 on the opposite side of the vehicle to complete installation.

*If you have any questions, comments, or concerns related to your product, please contact us!*



**FABSPEED**  
MOTORSPORT  
EXOTIC CAR PERFORMANCE SPECIALISTS

